
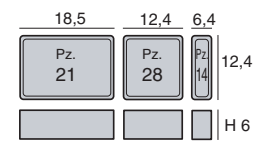

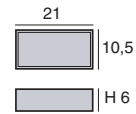

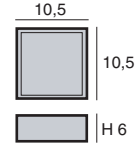

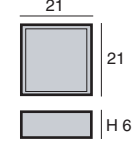

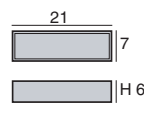

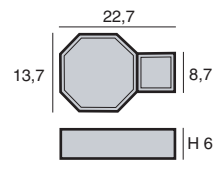

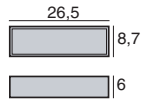

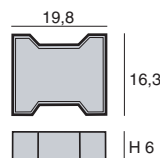

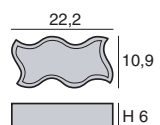


classici		disponibile a	rifinitura superficiale	spessore h cm	peso indicativo kg / mq	n. pezzi / mq	imballo quantità e peso	colore	
 <p>bisello arrotondato</p>	P	doppio strato base	6	135	vari	pallet mq 10,35 kg 1390	grigio		
							arancio		
 <p>bisello convenzionale</p>	P	doppio strato base	6	135	44	pallet mq 9,98 kg 1390	grigio		
							arancio		
							t. di moro		
 <p>bisello convenzionale</p>	P	doppio strato base	6	135	88	pallet mq 11,02 kg 1512	grigio		
							arancio		
							t. di moro		
 <p>bisello convenzionale</p>	P	doppio strato base	6	135	22	pallet mq 10,22 kg 1400	grigio		
							arancio		
 <p>bisello convenzionale</p>	P	doppio strato base	6	135	68	pallet mq 9,41kg 1300	grigio		
							arancio		
 <p>bisello convenzionale</p>	P	doppio strato base	6	135	38	pallet mq 10,12 kg 1367	grigio		
							arancio		

*Modulare Componibili: Le misure sono intercambiabili tra di loro e permettono la realizzazione di varie tipologie di posa.

classici		disponibile a	rifinitura superficiale	spessore h cm	peso indicativo kg / mq	n. pezzi / mq	imballo quantità e peso	colore	
 bisello convenzionale	P	doppio strato base	6	135	42	pallet mq 9,33 kg 1300	grigio		
							arancio		
							t. di moro		
 bisello convenzionale	P	doppio strato base	6	135	35	pallet mq 10,30 kg 1390	grigio		
			arancio						
		8	180	35	pallet mq 8,24 kg 1483	grigio			
		t. di moro							
 bisello convenzionale	P	doppio strato base	6	135	40	pallet mq 10,00 kg 1360	grigio		
							arancio		
							t. di moro		